



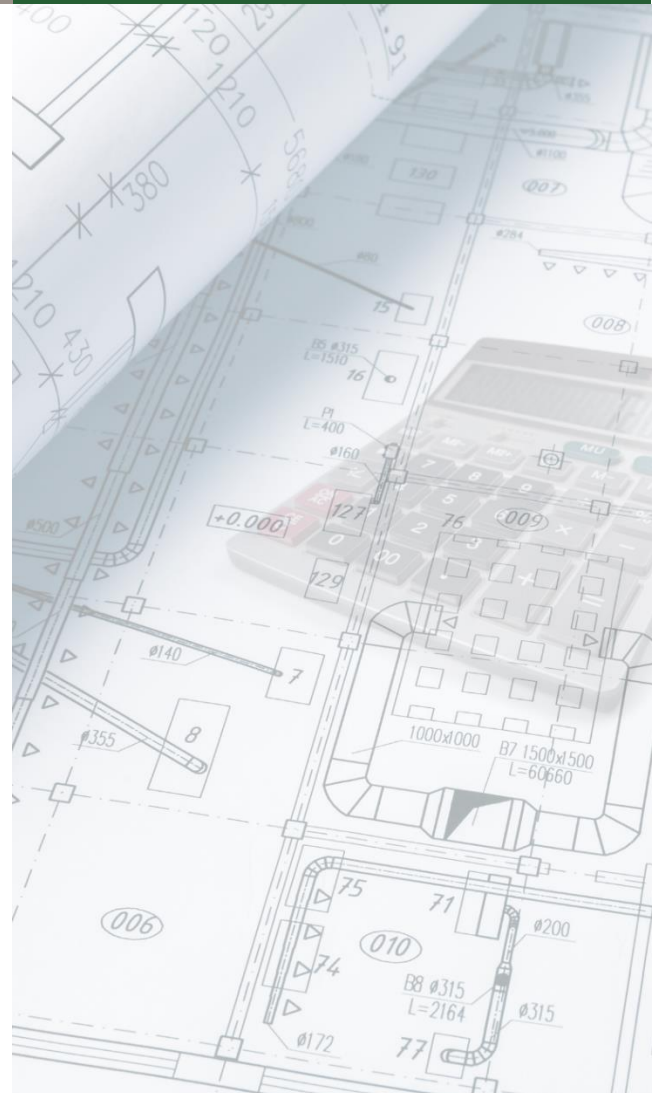
EUREKA MILLS

2025 Water & Sewer Consumption Study

Eureka Mills
Goblers Knob
Chester, SC 29730

6/26/2025

WWW.HECSUSA.COM





To whom it may concern

Enclosed please find the documentation for the water and sewer engineered modeling study

Eureka Mills

Gobblers Knob

Chester, SC 29730

Each unit has been modeled based on its occupancy, low-flow fixtures, and the specific dishwasher and washing machine types. Usage estimates reflect software-generated averages under these conditions.

1-Bedroom units are 759 square feet and include 1 bathroom

2-Bedroom units are 964 square feet and include 2 bathrooms

3-Bedroom units are 1197 square feet and include 2 bathrooms

4-Bedroom units are 1429 square feet and include 2 bathrooms

Each tenant is responsible for paying their own water and sewer bills.

The monthly rates per unit are as follows:

1 Bedroom \$ 75.15

2 Bedroom \$ 88.74

3 Bedroom \$ 99.05

4 Bedroom \$ 108.27

The following documents are attached to help facilitate the process:

Current Water rates and Waster water rates

Home Energy and Comfort Solutions is in no way related to: Developer, Property Owner, Property Manager

All the best,

Steve Hart



1 Bedroom Water and Sewer Bill

Project	Utility Provider	Utility Provider Contact Info	Modeling Type
Eureka Mills	CMD	(803) 385-5123	Engineered Water Consumption Method
Gobblers Knob	CSD	(803) 385-5625	
Chester, SC 29730	Chester, SC 29706		
Charge/ Description	Cost Per Gallons	Gallons per Month Used	Total
Residential Water Usage Monthly Charge			\$ 19.39
Cost Per Gallons Charge	0.00971	1477	\$ 14.34
		Subtotal:	\$ 33.73
Residential Wastewater Usage Monthly Charge			\$ 24.24
Cost Per Gallons Charge	0.0116	1477	\$ 17.18
		Subtotal:	\$ 41.42
			Total Due \$ 75.15



2 Bedroom Water and Sewer Bill

Project	Utility Provider	Utility Provider Contact Info	Modeling Type
Eureka Mills	CMD	(803) 385-5123	Engineered Water Consumption Method
Gobblers Knob	CSD	(803) 385-5625	
Chester, SC 29730	Chester, SC 29706		
Charge/ Description	Cost Per Gallons	Gallons per Month Used	Total
Residential Water Usage Monthly Charge			\$ 19.39
Cost Per Gallons Charge	0.00971	2114	\$ 20.53
		Subtotal:	\$ 39.92
Residential Wastewater Usage Monthly Charge			\$ 24.24
Cost Per Gallons Charge	0.0116	2114	\$ 24.59
		Subtotal:	\$ 48.83
			Total Due \$ 88.74



3 Bedroom Water and Sewer Bill

Project	Utility Provider	Utility Provider Contact Info	Modeling Type
Eureka Mills	CMD	(803) 385-5123	Engineered Water Consumption Method
Gobblers Knob	CSD	(803) 385-5625	
Chester, SC 29730	Chester, SC 29706		
Charge/ Description	Cost Per Gallons	Gallons per Month Used	Total
Residential Water Usage Monthly Charge			\$ 19.39
Cost Per Gallons Charge	0.00971	2597	\$ 25.22
		Subtotal:	\$ 44.61
Residential Wastewater Usage Monthly Charge			\$ 24.24
Cost Per Gallons Charge	0.0116	2597	\$ 30.20
		Subtotal:	\$ 54.44
			Total Due \$ 99.05



1 Bedroom Water and Sewer Bill

Project	Utility Provider	Utility Provider Contact Info	Modeling Type
Eureka Mills	CMD	(803) 385-5123	Engineered Water Consumption Method
Gobblers Knob	CSD	(803) 385-5625	
Chester, SC 29730	Chester, SC 29706		
Charge/ Description	Cost Per Gallons	Gallons per Month Used	Total
Residential Water Usage Monthly Charge			\$ 19.39
Cost Per Gallons Charge	0.00971	3029	\$ 29.41
		Subtotal:	\$ 48.80
Residential Wastewater Usage Monthly Charge			\$ 24.24
Cost Per Gallons Charge	0.0116	3029	\$ 35.23
		Subtotal:	\$ 59.47
			Total Due \$108.27



Chester Metro Residential Water Rates and Wastewater Rates

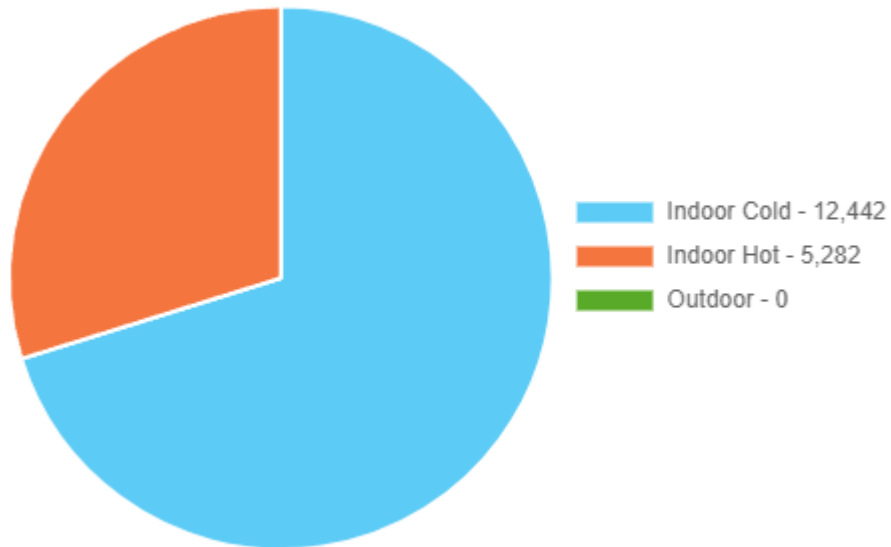
Water Usage Rates	
Service Tier	Monthly Rate
Residential	\$19.39
Water Used	Cost per Gallon
0-5,000,000 Gallons	\$0.00971

Wastewater Usage Rates	
Service Tier	Monthly Rate
Residential	\$24.24
Volume Used	Cost per Gallon
0-5,000,000 Gallons	\$0.01163

My Results

1BR

Estimated Indoor Water Usage, gal/yr

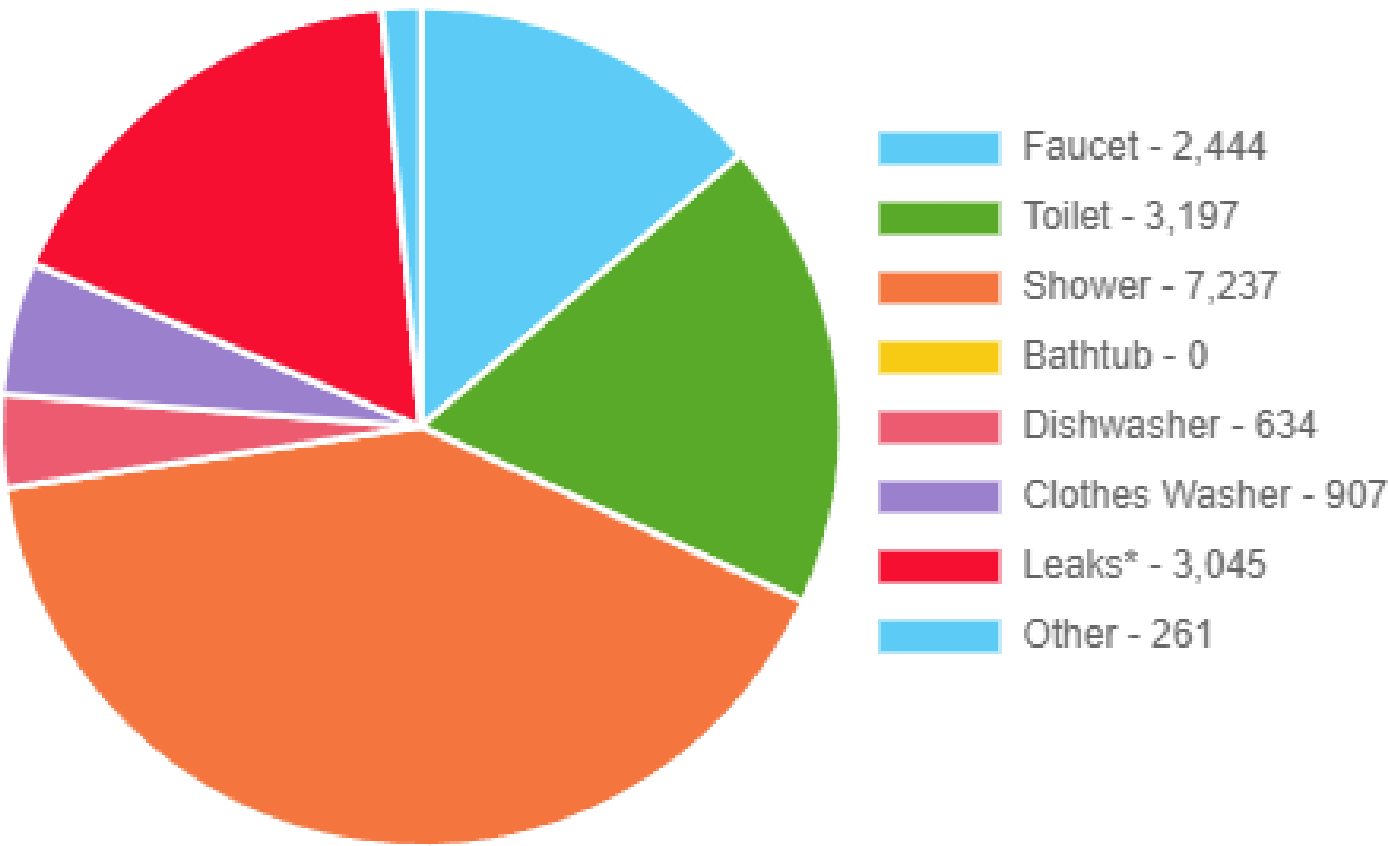


Estimated Household Usage

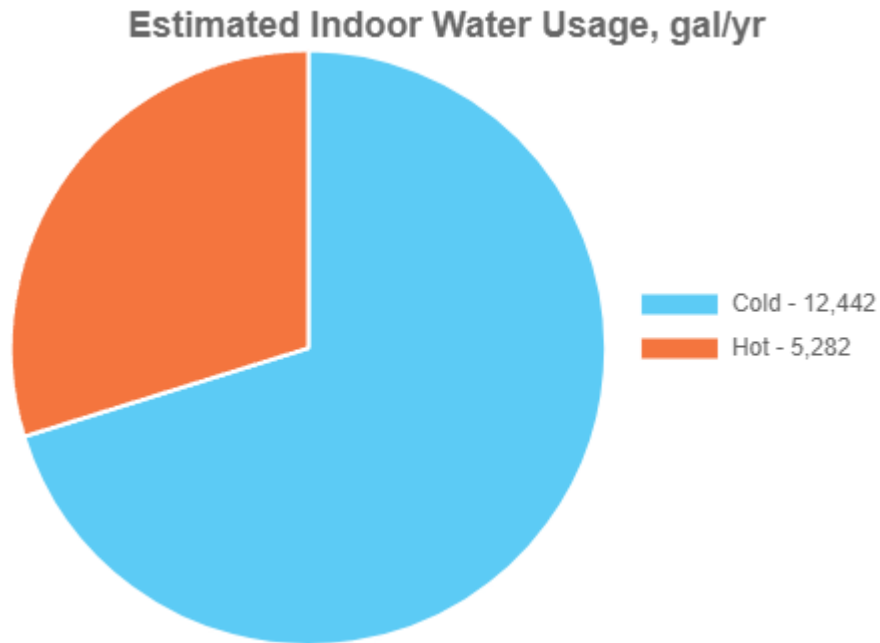
Category	Gal per Year	Gal per Day	Gal per Person per Day
Faucet	2,444	6.7	6.7
Toilet	3,197	8.8	8.8
Shower	7,237	19.8	19.8
Bathtub	0	0.0	0.0
Dishwasher	634	1.7	1.7
Clothes washer	907	2.5	2.5
Leaks*	3,045	8.3	8.3
Other	261	0.7	0.7
Total indoor	17,724	48.6	48.6
Indoor hot	5,282	14.5	14.5
Outdoor	0	0.0	0.0
Total	17,724	48.6	48.6

Where I Use Water

Estimated Indoor Water Usage, gal/yr



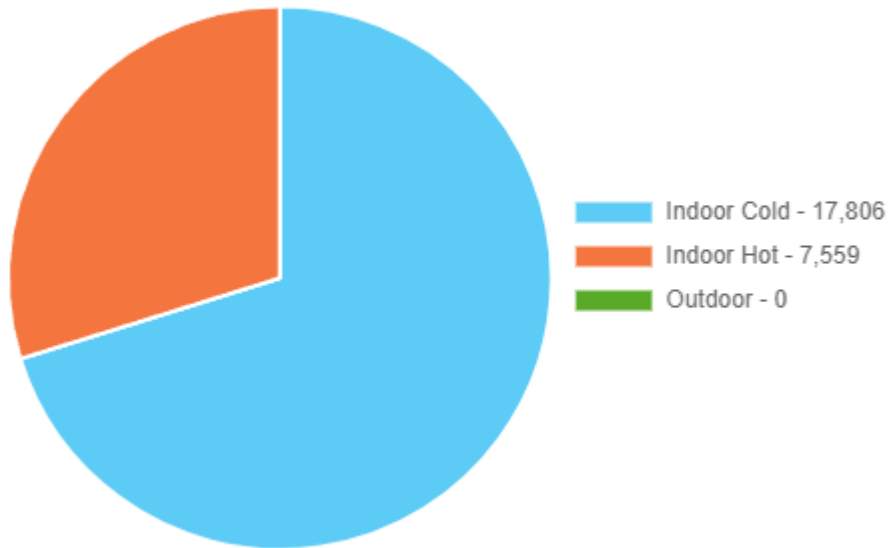
Energy in My Water



Category	My House	Average House	Water-Wise House
Faucet	2,444	4,818	2,444
Toilet	3,197	8,136	3,197
Shower	7,237	5,551	5,551
Bathtub	–	574	–
Dishwasher	634	479	370
Clothes washer	907	7,051	907
Leaks*	3,045	3,956	3,045
Other	261	1,340	261
Total indoor	17,724	31,905	15,774
Indoor hot	5,282	9,508	4,701
Outdoor	–	0	0
Total	17,724	31,905	15,774
Carbon Footprint	1,317	2,371	1,172

My Results 2BR

Estimated Indoor Water Usage, gal/yr

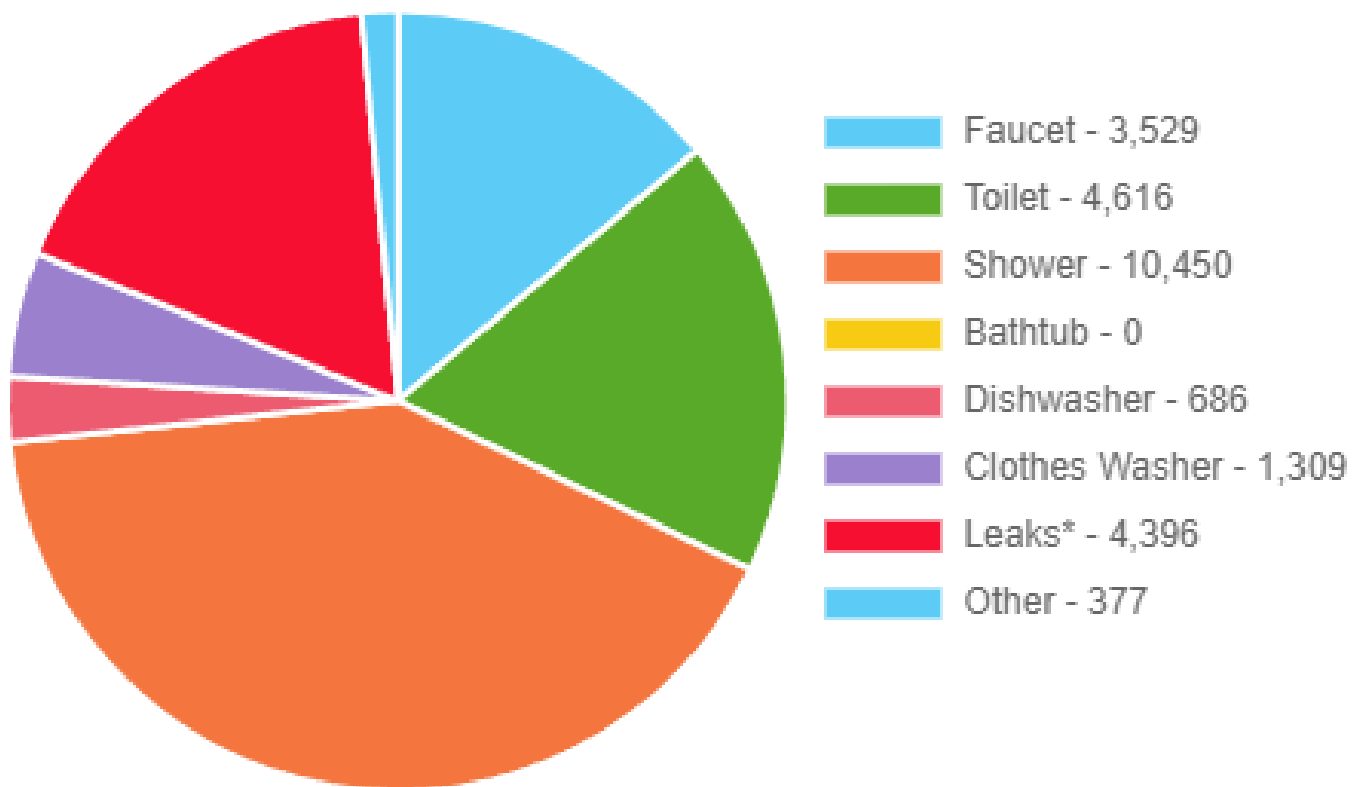


Estimated Household Usage

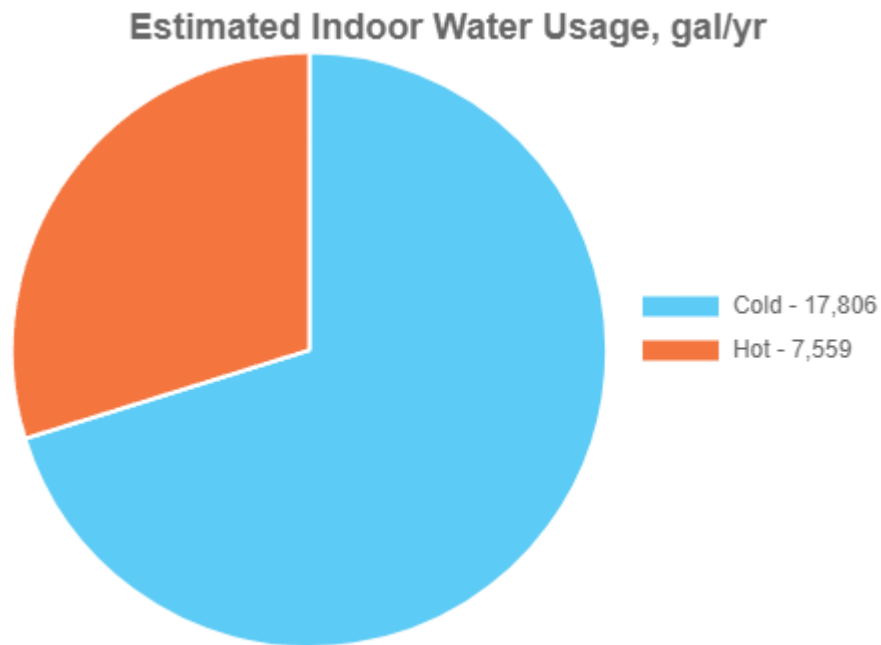
Category	Gal per Year	Gal per Day	Gal per Person per Day
Faucet	3,529	9.7	4.8
Toilet	4,616	12.6	6.3
Shower	10,450	28.6	14.3
Bathtub	0	0.0	0.0
Dishwasher	686	1.9	0.9
Clothes washer	1,309	3.6	1.8
Leaks*	4,396	12.0	6.0
Other	377	1.0	0.5
Total indoor	25,364	69.5	34.7
Indoor hot	7,559	20.7	10.4
Outdoor	0	0.0	0.0
Total	25,364	69.5	34.7

Where I Use Water

Estimated Indoor Water Usage, gal/yr



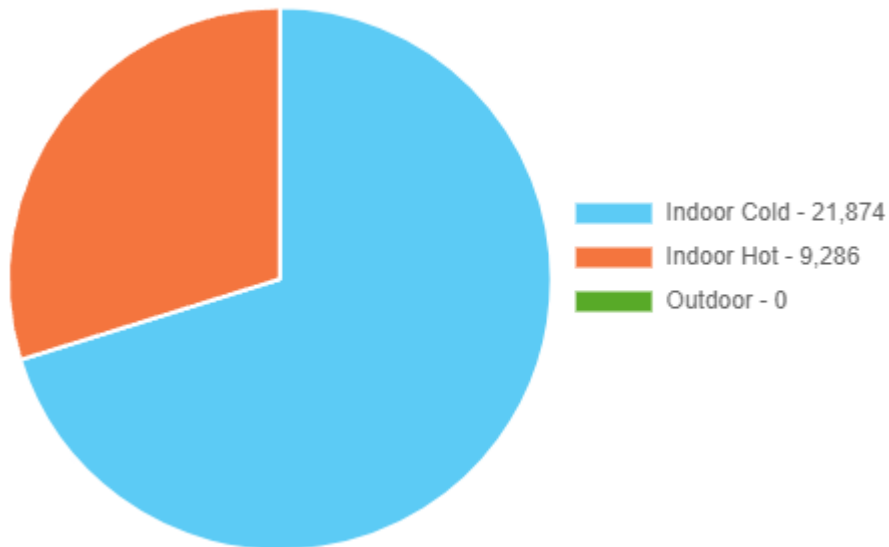
Energy in My Water



Category	My House	Average House	Water-Wise House
Faucet	3,529	8,102	3,529
Toilet	4,616	13,683	4,616
Shower	10,450	9,336	9,336
Bathtub	–	966	–
Dishwasher	686	805	534
Clothes washer	1,309	11,858	1,309
Leaks*	4,396	6,654	4,396
Other	377	2,254	377
Total indoor	25,364	53,657	24,097
Indoor hot	7,559	15,990	7,181
Outdoor	–	0	0
Total	25,364	53,657	24,097
Carbon Footprint	1,885	3,987	1,791

My Results 3BR

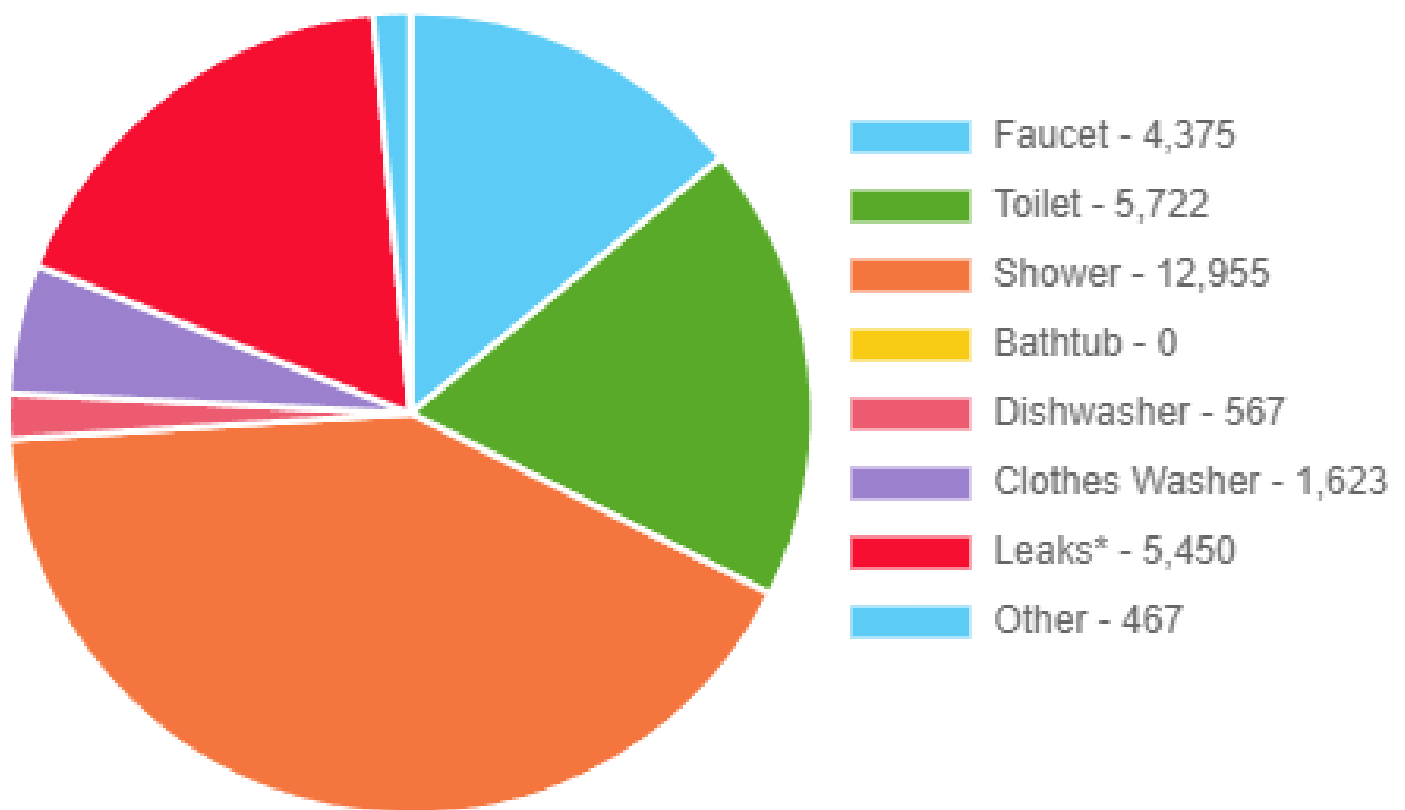
Estimated Indoor Water Usage, gal/yr



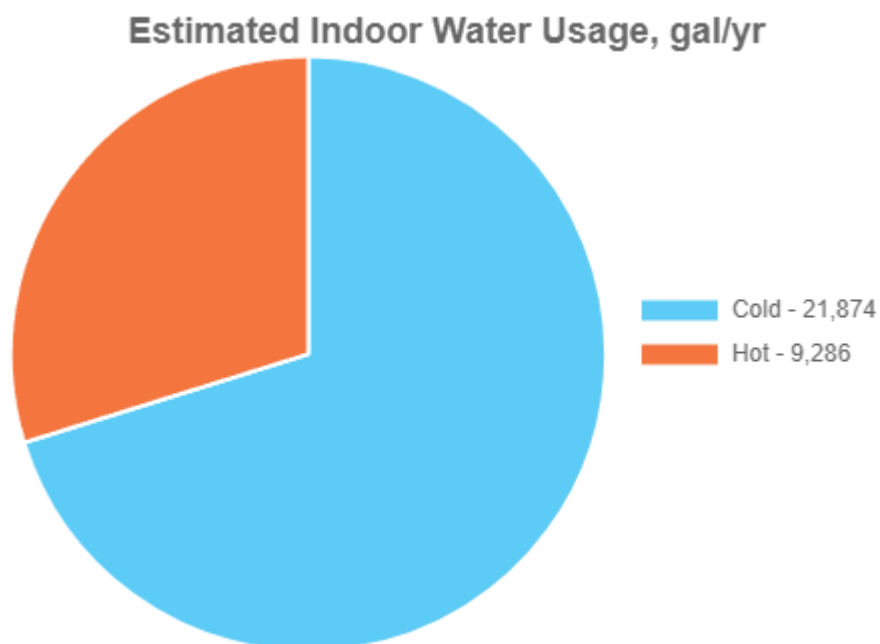
Estimated Household Usage

Category	Gal per Year	Gal per Day	Gal per Person per Day
Faucet	4,375	12.0	4.0
Toilet	5,722	15.7	5.2
Shower	12,955	35.5	11.8
Bathtub	0	0.0	0.0
Dishwasher	567	1.6	0.5
Clothes washer	1,623	4.4	1.5
Leaks*	5,450	14.9	5.0
Other	467	1.3	0.4
Total indoor	31,160	85.4	28.5
Indoor hot	9,286	25.4	8.5
Outdoor	0	0.0	0.0
Total	31,160	85.4	28.5

Estimated Indoor Water Usage, gal/yr



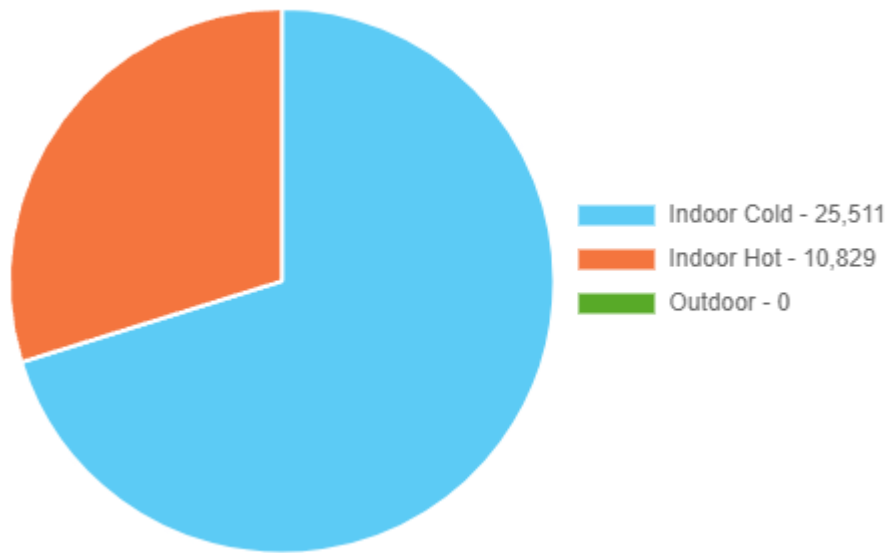
Energy in My Water



Category	My House	Average House	Water-Wise House
Faucet	4,375	10,982	4,375
Toilet	5,722	18,545	5,722
Shower	12,955	12,655	12,146
Bathtub	–	1,309	–
Dishwasher	567	1,091	567
Clothes washer	1,623	16,073	1,623
Leaks*	5,450	9,018	5,450
Other	467	3,055	467
Total indoor	31,160	72,727	30,350
Indoor hot	9,286	21,673	9,044
Outdoor	–	0	0
Total	31,160	72,727	30,350
Carbon Footprint	2,315	5,404	2,255

My Results 4BR

Estimated Indoor Water Usage, gal/yr

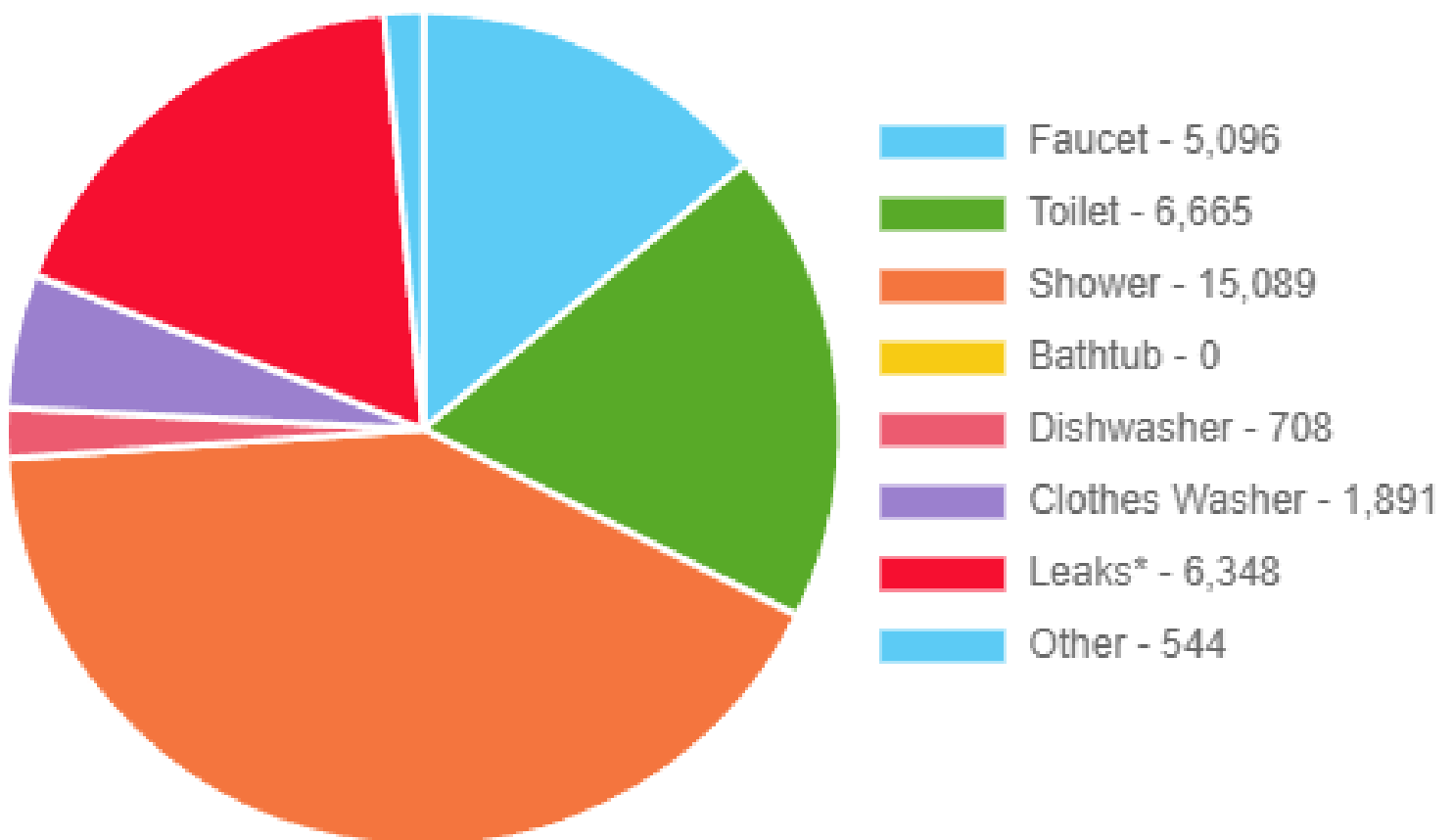


Estimated Household Usage

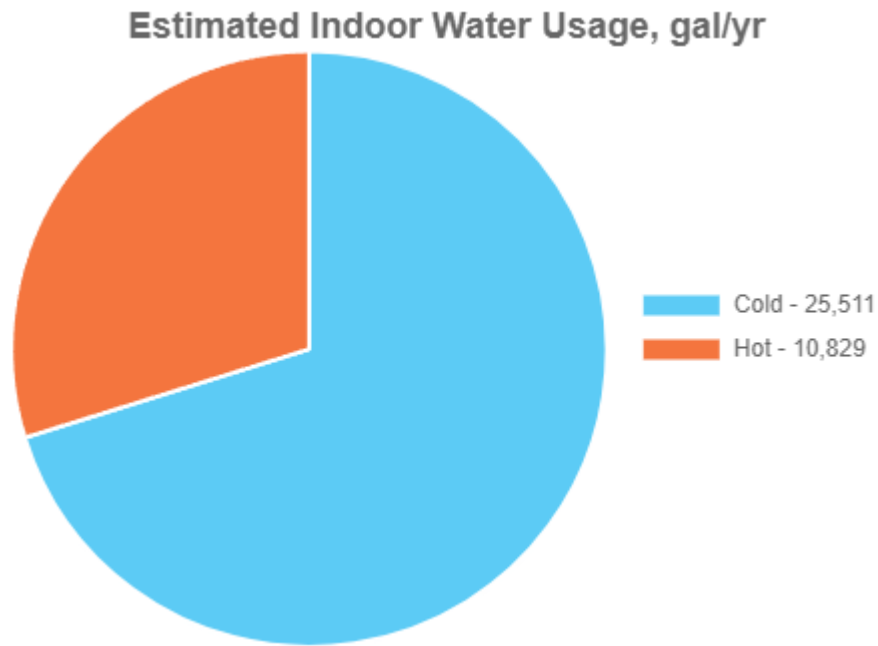
Category	Gal per Year	Gal per Day	Gal per Person per Day
Faucet	5,096	14.0	3.5
Toilet	6,665	18.3	4.6
Shower	15,089	41.3	10.3
Bathtub	0	0.0	0.0
Dishwasher	708	1.9	0.5
Clothes washer	1,891	5.2	1.3
Leaks*	6,348	17.4	4.3
Other	544	1.5	0.4
Total indoor	36,340	99.6	24.9
Indoor hot	10,829	29.7	7.4
Outdoor	0	0.0	0.0
Total	36,340	99.6	24.9

Where I Use Water

Estimated Indoor Water Usage, gal/yr



Energy in My Water



Category	My House	Average House	Water-Wise House
Faucet	5,096	13,626	5,096
Toilet	6,665	23,011	6,665
Shower	15,089	15,702	14,146
Bathtub	–	1,624	–
Dishwasher	708	1,354	708
Clothes washer	1,891	19,943	1,891
Leaks*	6,348	11,190	6,348
Other	544	3,790	544
Total indoor	36,340	90,240	35,397
Indoor hot	10,829	26,892	10,548
Outdoor	–	0	0
Total	36,340	90,240	35,397
Carbon Footprint	2,700	6,706	2,630